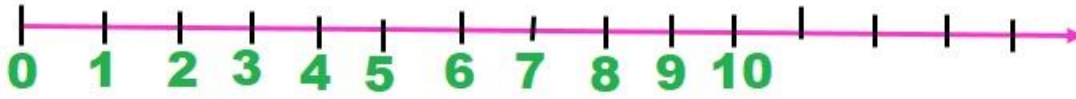
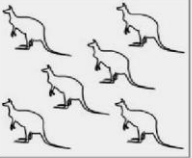









Adunarea cu 3 unitati

1. Folosind axa numerelor efectuează operațiile date:



	+		=	<input type="text"/>
	+		=	<input type="text"/>
	+		=	<input type="text"/>
	+		=	<input type="text"/>

$3 + 0 = \underline{\quad}$ $0 + 3 = \underline{\quad}$

$3 + 1 = \underline{\quad}$ $1 + 3 = \underline{\quad}$

$3 + 2 = \underline{\quad}$ $2 + 3 = \underline{\quad}$

$3 + 3 = \underline{\quad}$ $3 + 3 = \underline{\quad}$




$3 + 4 = \underline{\quad}$ $4 + 3 = \underline{\quad}$

$3 + 5 = \underline{\quad}$ $5 + 3 = \underline{\quad}$

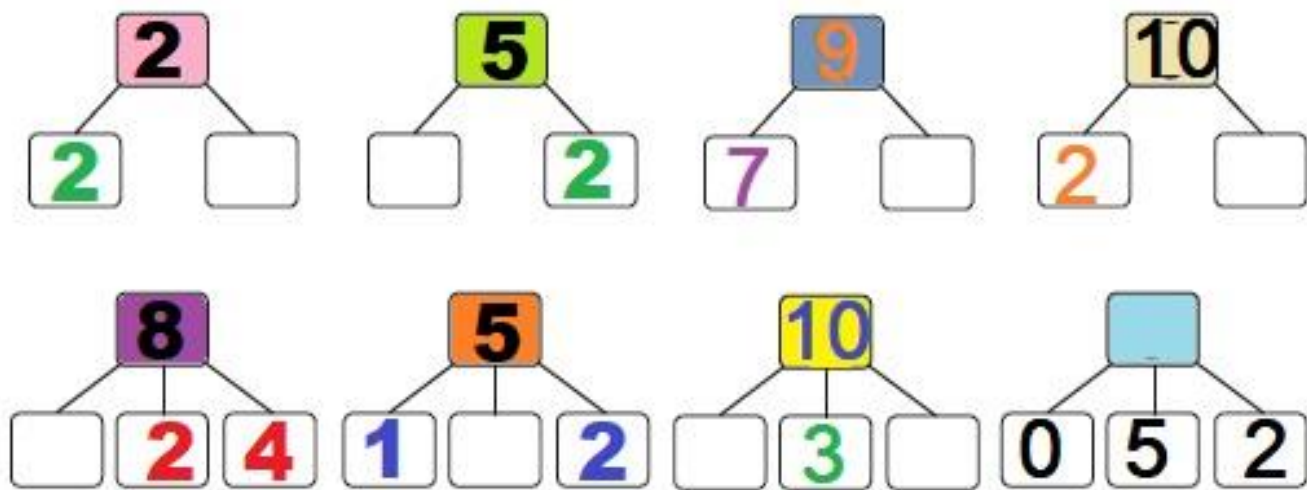
$3 + 6 = \underline{\quad}$ $6 + 3 = \underline{\quad}$

$3 + 7 = \underline{\quad}$ $7 + 3 = \underline{\quad}$

2. Câte mere au fost la început pe fiecare pom? Scrie calculul.

		
<input type="text"/>	<input type="text"/>	<input type="text"/>

3. Completează schemele cu numerele potrivite:



4. Scrie operația de adunare a fluturașilor folosindu-te de culorile lor pentru a afla câți fluturași se bucură de soare pe câmp.



Felicitări! Ai ajuns la final!